

25Delta Absolute Return Strategy

FOR QUALIFIED INVESTORS ONLY | FACTSHEET FEBRUARY 2023

The Companies

Investment Manager

QCAM Currency Asset Management AG is an independent Swiss financial services provider that focuses primarily on currency and money market management for institutional clients. QCAM is regulated by the Swiss Financial Market Supervisory Authority FINMA and the U.S. Securities and Exchange Commission SEC.

Investment Advisor

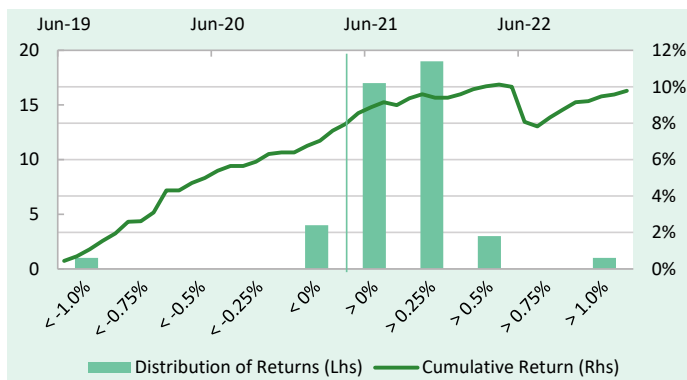
25Delta EAF is an independent financial advisory firm dedicated to help professional clients to improve their risk management techniques and alpha seeking in global markets, with focus in FX markets. The advisor & sponsor to the 25Delta Absolute Return Fund seeks to replicate there the strategies successfully implemented during +20 years by its founder. 25Delta EAF is regulated by the Spanish Comisión Nacional del Mercado de Valores (CNMV).

The Strategy

25Delta Absolute Return Strategy is a discretionary investment program that seeks constant monthly returns by exploiting the risk premium available in the FX volatility markets by selling FX options within the G4 currency space (USD/EUR/JPY/GBP). This risk premium is time-varying and thus can vary or have less extracting value for some time. For this reason the investment manager can reduce the risk. Risk Management activity includes not just reducing the maximum 3 times leverage but also a proactive delta hedging activity via FX forwards.

The strategy is re-compiled monthly and aims to achieve consistent positive monthly returns. The main objective of the strategy is capital preservation, and the expected holding period should be longer than 1 year.

Strategy Performance



Statistics

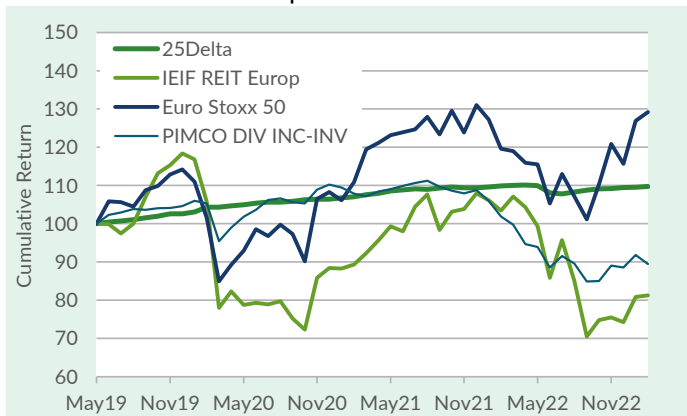
Year-to-date	0.29%	% pos. Month	88.89%
Since inception	9.78%	Volatility	1.34%
Annualized Return	2.52%	Semi volatility	1.82%
Rolling 12-month	-0.08%	Sharpe ratio	1.88
Best month	1.18%	Skewness	-2.73
Worst month	-1.75%	Kurtosis	15.26
Average month	0.21%	Sortino	2.74
Worst drawdown	-2.08%	VaR modified 99%	2.79%

Historical Strategy Performance

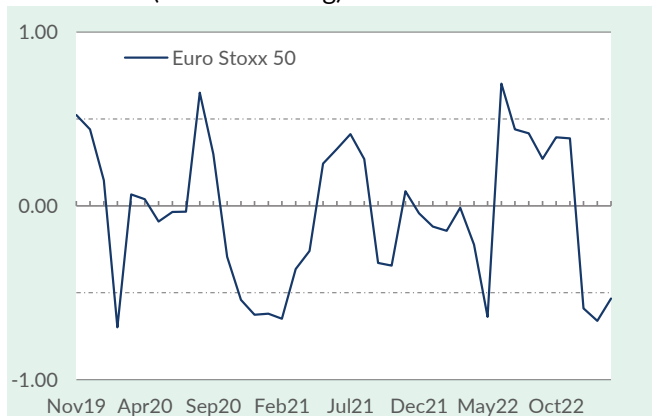
Year	Jan	Feb	Mar	Apr	May	Jun	Jul	Aug	Sep	Oct	Nov	Dec	Year
2023	0.10%	0.19%											0.29%
2022	0.18%	0.25%	0.15%	0.08%	-0.12%	-1.75%	-0.22%	0.46%	0.39%	0.37%	0.05%	0.24%	0.06%
2021	0.35%	0.25%	0.52%	0.35%	0.55%	0.30%	0.26%	-0.16%	0.35%	0.20%	-0.17%	0.00%	2.82%
2020	0.47%	1.18%	0.00%	0.39%	0.27%	0.37%	0.26%	0.00%	0.23%	0.40%	0.08%	0.00%	3.67%
2019						0.44%	0.26%	0.37%	0.47%	0.41%	0.63%	0.03%	2.62%

Performance data between June 2019 and April 2022 is based on a simulated daily strategy portfolio for EUR/USD and EUR/GBP. Returns starting on May 2022 are the underlying strategy returns of the fund, excluding fees and interest.

Performance index comparison



Correlation (6 month rolling)



Expert Investor SICAV-SIF – 25Delta Absolute Return Fund

Key facts

¹Share Class A / ²Share Class B

Investment Manager	QCAM Currency Asset Management AG
Investment Advisor	25Delta EAF
Legal Form	Luxembourg SICAV SIF
Administrator	Credit Suisse Luxembourg
Auditor	PricewaterhouseCoopers Luxembourg
Management Company	Multiconcept Fund Management S.A. Lux.
Fund AuM	EUR 20 mln

Fund Inception date	May 2022	
Strategy Inception Date	June 2019	
Minimum investment	€ 1 Mio ¹	€ 125'000 ²
Management Fee	0.40% ¹	0.80% ²
Performance Fee	10% ¹	15% ²
Liquidity	monthly	
High Watermark	Yes	

Manager Comment

Expert Investor SICAV-SIF - 25Delta Absolute Return Fund's performance in February was +0.24%.

February was a reversal of January for almost all asset classes. After a very strong start of the year, markets suffered a shock after the US jobs report was released showing the strongest performance in six months and the unemployment rate falling to a 50+ years record low of 3.4%.

The CPI data showed upward revisions from late 2022 and strong numbers both for the CPI and the PCE. PMIs were equally strong, especially in the U.K.

Markets sharply repriced the terminal rate by the FED to 5.42% from 4.92%, the end of year rate to 5.28% from 4.48 and the inflation expectations of 2-year breakeven to 3.18% from 2.33%. Markets are now more aligned with the FED, waiting to confirm if the hot February numbers see consolidation in March.

Similar strong inflation and job figures in Europe led to a big fall in US Treasuries, credit, commodities and US equities. European equities (Stoxx600 +1.9%) and the dollar index (+2.7%) were among the winners.

In the case of the USD, its appreciation challenged our strategy during the last week of the month, but our risk management trades managed to defend the strategy.

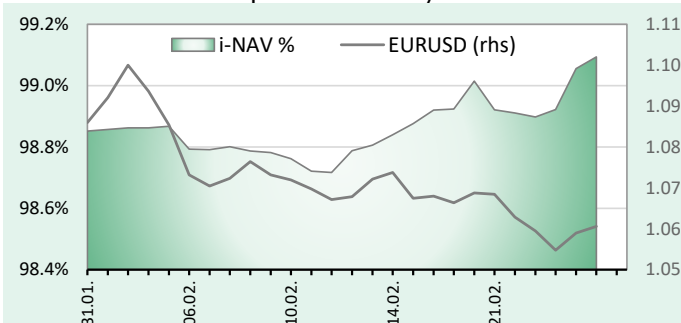
Our GBP strategy was also challenged at the beginning of the month with PMI data relatively stronger than in EU.

This month was the seventh consecutive month with the strategies showing positive performance, in a wide array of market environments.

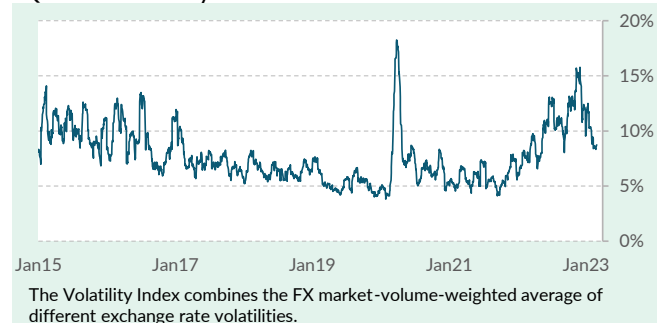
Fund Performance

Year	Jan	Feb	Mar	Apr	May	Jun	Jul	Aug	Sep	Oct	Nov	Dec	Year
2023	0.13%	0.24%											0.38%
2022					-0.26%	-1.80%	-0.40%	0.37%	0.32%	0.31%	-0.01%	0.20%	-1.27%

Performance Development February 2023



QCAM Volatility Index



Share Class	Launch Date	NAV Launch	NAV 28.02.23	ISIN	Bloomberg
EUR A	May 2022	100.000	99.094	LU2378179829	EX2ARAE LX
EUR B	ready			LU2378180082	

Important disclosure and information about fund risks:

Past performance should not be construed as an indicator of future performance. This information does not constitute an offer to sell or the solicitation of an offer to buy any interests in the fund. An investment in the fund is speculative and involves a high degree of risk. Opportunities for withdrawal and transferability of interests are restricted, so investors may not have access to capital when it is needed. Please refer to the offering materials for important information regarding the risks associated with an investment in the fund. While the information contained in this document has been obtained from sources deemed reliable, no representation is made as to its accuracy or completeness and it should not be relied upon as such.

QCAM Currency Asset Management AG

Guthirtstrasse 4 | CH-6300 Zug

T +41 55 417 00 50 | info@q-cam.com

www.q-cam.com